


OPEN-ENDED JOURNAL PROMPTS




SHELLEY GRAY

Copyright Shelley Gray 2022
All rights reserved by the author

Permission to copy for personal or classroom use only by the original purchaser. Duplication for other classes, an entire school or commercial purposes is strictly prohibited without written permission from the author. To obtain additional licenses for other teachers, please visit:

<http://www.teacherspayteachers.com/Store/Shelley-Gray>



please

TAG ME!

I would LOVE to see how you use my math resources in your classroom!

@ShelleyGrayTeaching

YOU CAN ALSO FIND ME HERE:

www.ShelleyGrayTeaching.com

www.facebook.com/TeachingResourcesByShelleyGray

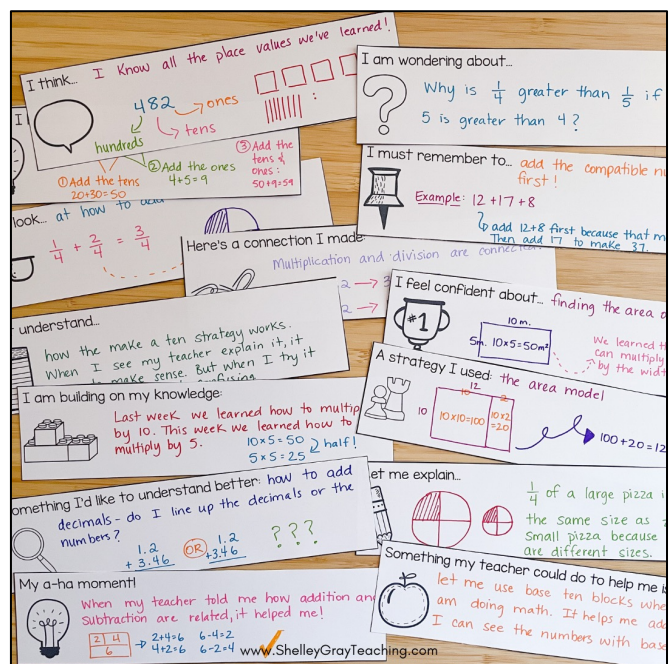
About this Resource

Math journals are an effective way to assess students' understanding of a topic. These assessments will help you identify strengths, challenges, and misconceptions – helping you drive your future instruction and plan for what you need to teach next.


Here are just a few ways to use these Math Journal Prompts:

- Use as an exit ticket at the end of class.
- Use in Guided Math groups as informal assessment.
- Use as reflections of learning in student portfolios.
- Have students add them to their math notebook to ensure they are thinking deeply about the topic being taught.


You might choose to have all students use the same prompt OR allow student choice. While one student might want to write about something he doesn't understand, another might want to write about something new she learned.



Today I learned:




Today I learned:




Today I learned:



Today I learned:



Today I learned:



I am wondering about...



I am wondering about...



I am wondering about...



I am wondering about...



I am wondering about...



I feel confident about...



I feel confident about...



I feel confident about...



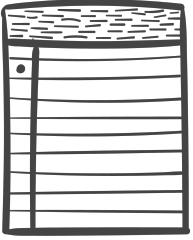
I feel confident about...



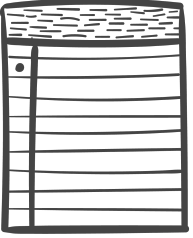
I feel confident about...



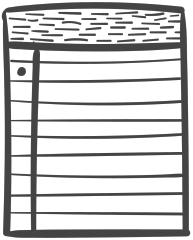
I don't understand...



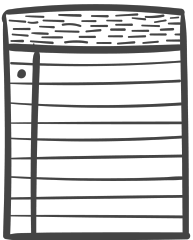
I don't understand...



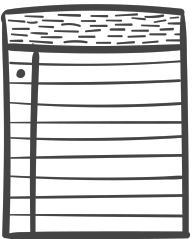
I don't understand...



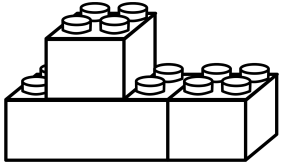
I don't understand...



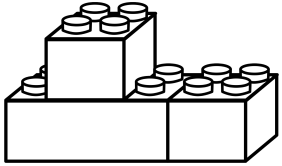
I don't understand...



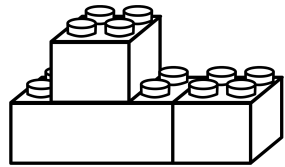
I am building on my knowledge:



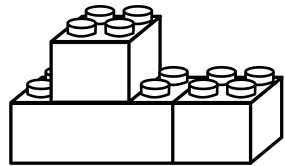
I am building on my knowledge:



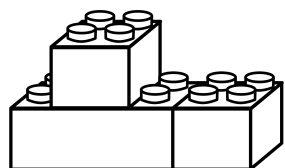
I am building on my knowledge:



I am building on my knowledge:



I am building on my knowledge:



Here's a connection I made:



Here's a connection I made:



Here's a connection I made:




Here's a connection I made:




Here's a connection I made:




A strategy I used:




A strategy I used:




A strategy I used:



A strategy I used:



A strategy I used:



Something I'd like to understand better:



Something I'd like to understand better:



Something I'd like to understand better:



Something I'd like to understand better:



Something I'd like to understand better:



I think...



I think...



I think...



I think...



I think...



I must remember to...



I must remember to...



I must remember to...



I must remember to...



I must remember to...



A closer look...



A closer look...



A closer look...




A closer look...




A closer look...




Let me explain...




Let me explain...




Let me explain...




Let me explain...




Let me explain...




My a-ha moment!




My a-ha moment!




My a-ha moment!




My a-ha moment!




My a-ha moment!




Something my teacher could do to help me is...




Something my teacher could do to help me is...




Something my teacher could do to help me is...



Something my teacher could do to help me is...



Something my teacher could do to help me is...



THANK-YOU!

Thank-you for your purchase! I'd love to connect with you!

Website: <http://www.ShelleyGrayTeaching.com>

Facebook: <https://www.facebook.com/teachingresourcesbyshelleygray>

Instagram: @ShelleyGrayTeaching

Pinterest: <https://www.pinterest.com/shelleygray/>

Have a wonderful day!

Shelley

Graphics and Fonts copyrighted by:

Petite Market, Little Bunnies Designs

Copyright Shelley Gray 2022

All rights reserved by the author.